

# IMPROVING DATA & ANALYTICS MATURITY ACROSS THE ORGANIZATION

A practical guide to improve data management  
practices maturity in the Canadian public sector

Guillaume Bédard, Strategic Advisor Data & Analytics  
CDAO Canada Public Sector, Ottawa, June 18<sup>th</sup>, 2024



**CDAO**

Chief Data & Analytics Officer



# TYPICAL OBSTACLES

---



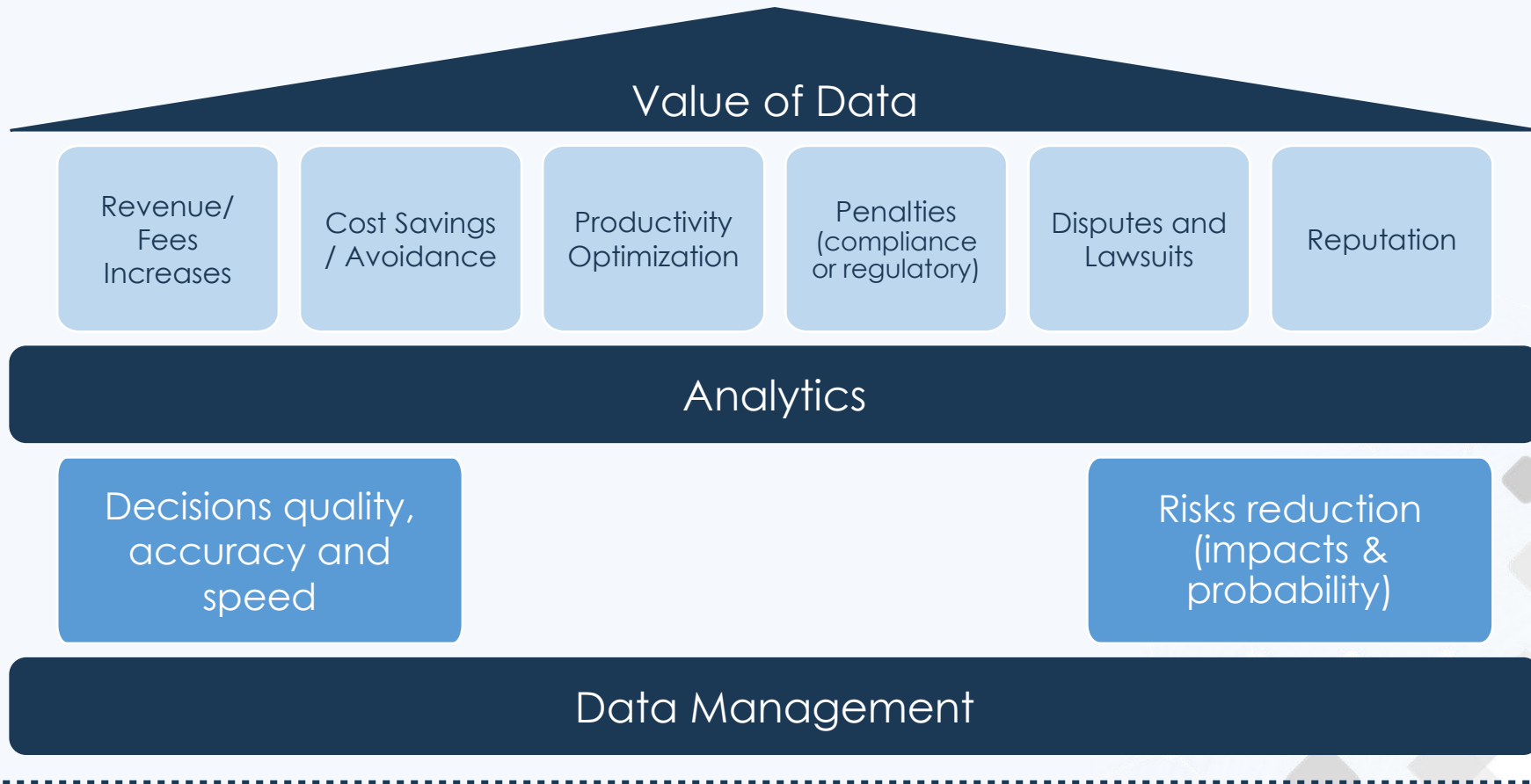
# TODAY'S AGENDA

- ❓ **Why** improve data & analytics maturity in the Canadian public sector?
- ❓ **What** is data & analytics organizational maturity?
- ❓ **How** to achieve data & analytics maturity?
  - 🧩 Key success factors
  - 🎯 Recommended next steps



# WHY D&A MATURITY?


**Maturity** is enabling organizations to **produce benefits at scale**



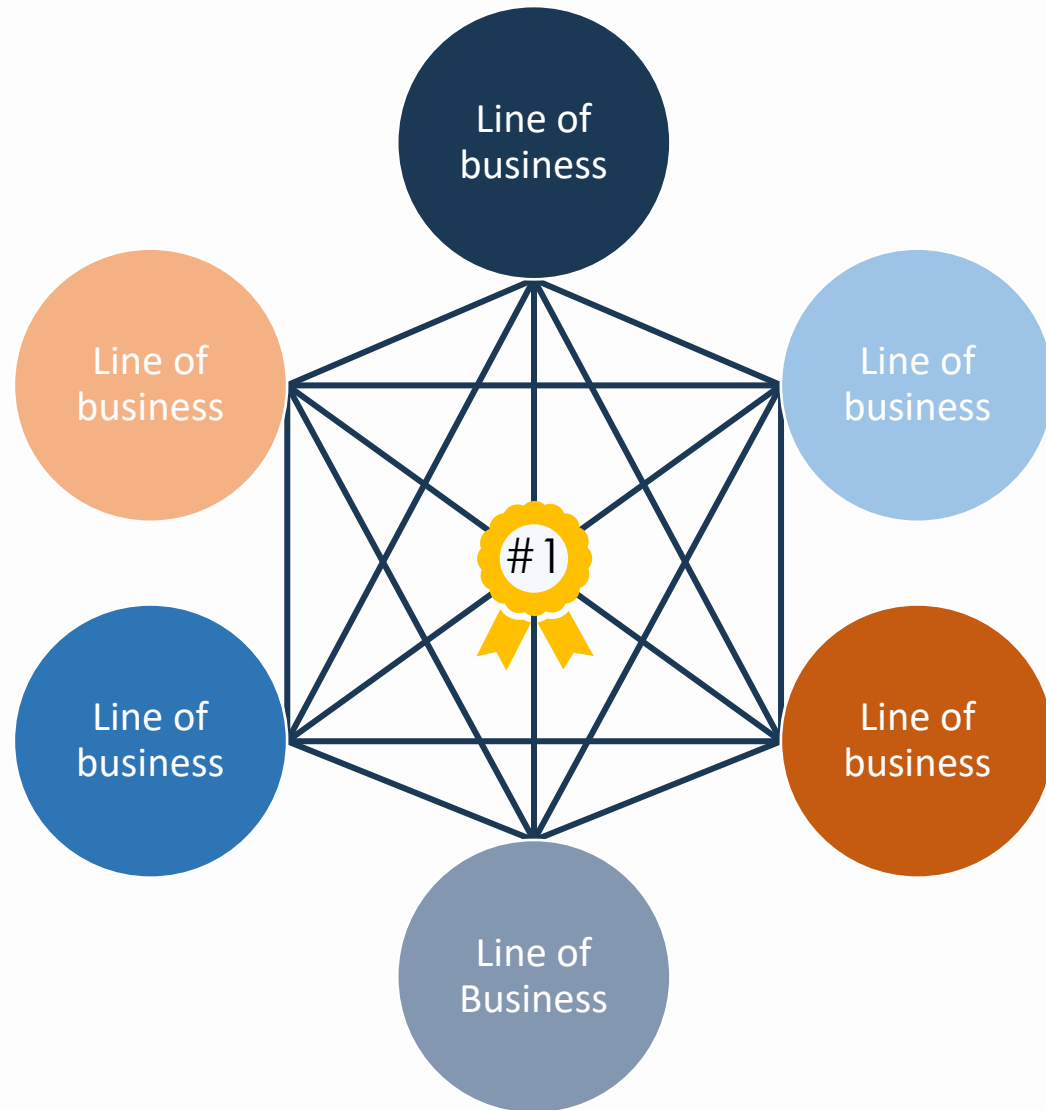


# WHAT IS D&A MATURITY?

How do we measure maturity?







# WHAT IS D&A MATURITY?

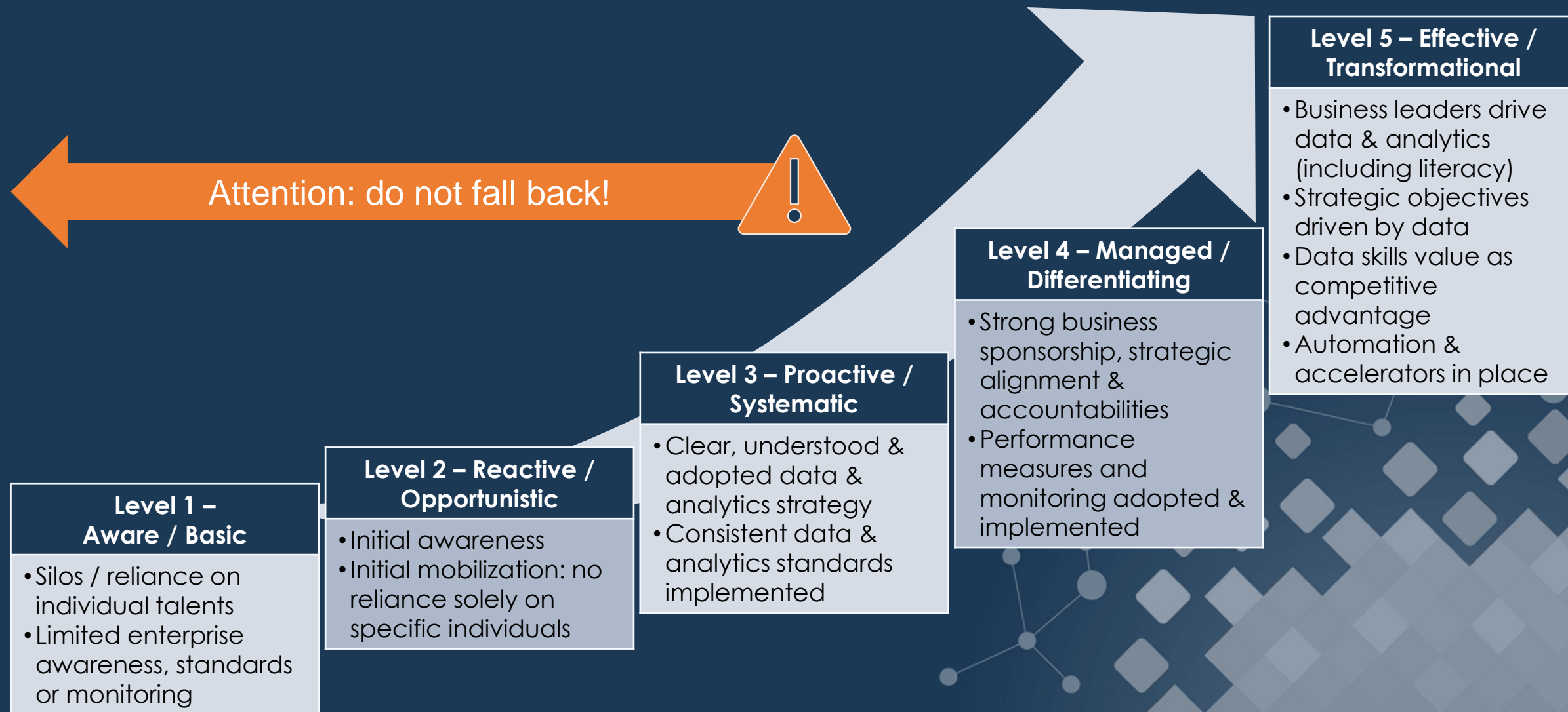
Maturity is the quality of interactions between the teams and their collaboration on standard practices

KPIs : Priorities alignment, elimination of redundancy, standard practices adoption, etc.



# MATURITY MODELS\* SUMMARY

\*sources: Gartner (multi),  
McKinsey, DAMA, TDWI






# HOW TO ACHIEVE D&A MATURITY




Understand  
current state



Design the  
organizational  
vision



Define the  
detailed  
target



Plan the  
roadmap



# D&A MATURITY – CHEAT SHEET



% Initiatives aligned & steered, Nb of eliminated redundancy, Nb of adopted standard practices, etc.

➤ Key performance indicators

➤ Key success factors

➤ Key deliverables & tools



Understand  
current state



Design the  
organizational  
vision



Define the  
detailed target



Plan the  
roadmap



Collect details

- Fact-based (inventory)
- Capability level
- Including all teams touching data



Ensure leadership defines  
a vision

- Avoid stall discussions on centralization/decentralization
- Decide activities for which team at a granular level



Collect details

- Fact-based (inventory)
- Capability level
- Including all teams touching data



Collect details

- Fact-based (inventory)
- Capability level
- Including all teams touching data



- Capability Assessment
- Data Catalog Platform




- Target Operating Model
- Multi-level RACI



- Governance Framework
- Procedures for key roles
- Architecture to automate

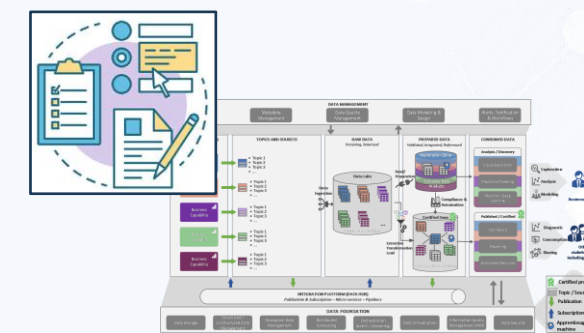
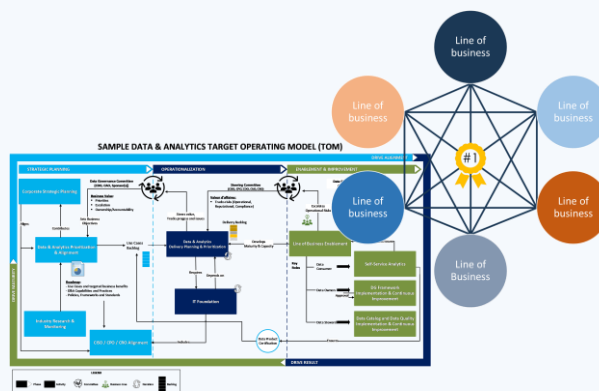


- Roadmap from current to target state
- Leverage the data literacy program

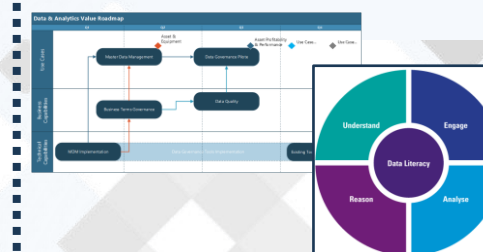


[www.gartner.com/reviews/market/active-metadata-management](http://www.gartner.com/reviews/market/active-metadata-management)

[edmcouncil.org/frameworks/dcam/](http://edmcouncil.org/frameworks/dcam/)



[www.canada.ca/en/treasury-board-secretariat/corporate/reports/2023-2026-data-strategy.html](http://www.canada.ca/en/treasury-board-secretariat/corporate/reports/2023-2026-data-strategy.html)



[www150.statcan.gc.ca/n1/en/catalogue/89200006](http://www150.statcan.gc.ca/n1/en/catalogue/89200006)

# Thank you!

